



MADE OF
***LEXAN®**
Certified


Made in U.S.A.



EXCEEDS O.S.H.A.
REQUIREMENTS

NEITHER
RAZOR-SHARP CHIPS NOR
BROKEN TOOL BITS WILL
PENETRATE THE LEXAN® SHIELD

- Rib reinforced
- Robust construction
- Light in weight
- Swings away easily



Prevent Accidents With
LATHEGUARD™

Clear LEXAN, Semi-Circular Wrap-a-round Guards

- Heavy Duty Cast Mounting bracket supplied.
- Heavy Duty Chrome-plated extension tube and hardware.
- Ready to mount; all you do is affix mounting bracket with two screws.
- Back of shield is reinforced with plated wire-form housing.
- Locks in swing away or functional positions.
- Accepts 3 or 4-Jaw Chucks.

Model No.	Suggested Lathe Size	Center Height (A) (Shield Height)	Use With Chucks	Shield Width (F)	Shield Length (B)	Tube Length (E)
<u>12999</u>	Very Small Lathes	3.9"	Up to 6" Dia	6 ¼"	7.8"	10"
<u>13060</u>	6 to 12	6"	Up to 8" Dia	6 ¼"	11.8"	10"
<u>13061</u>	12 to 16	8"	Up to 12" Dia	8"	15.8"	11 ½"
<u>13062</u>	16 to 20	10"	Up to 16" Dia	8"	19.70"	13"
<u>13064</u>	20 to 24	13"	Up to 20" Dia	8"	23.6"	13"
<u>13059</u>	Extra Long Tube (E) for lathes where chuck sticks out a long way from headstock					16"

REPLACEMENT SHIELDS AVAILABLE. SEE NEXT PAGE.

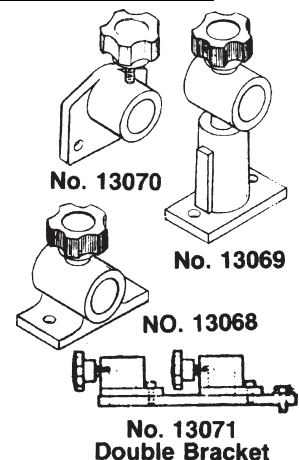
***ALL LATHEGUARDS SUPPLIED WITH MOUNTING BRACKET NO. 13070**

Order from below if your Lathe needs either #13068 or #13069 Bracket, or No. 13071 Double Bracket

Model No.	Description
<u>13068</u>	For mounting to top or back of headstock.
<u>13069</u>	Extension or telescoping type for top or back mounting.
<u>13070</u>	If you want an extra mounting bracket.
<u>13071</u>	Double bracket: this enables you to mount the next larger shield when changing from a 3 jaw chuck to a 4 jaw chuck.
<u>13075</u>	Long Reach Latheguard Mounting Kit for easy mounting of Latheguard on large machines or difficult applications. Mount can be positioned up to 27" from Latheguard.



*REG. TRADEMARK OF GENERAL ELECTRIC CO.





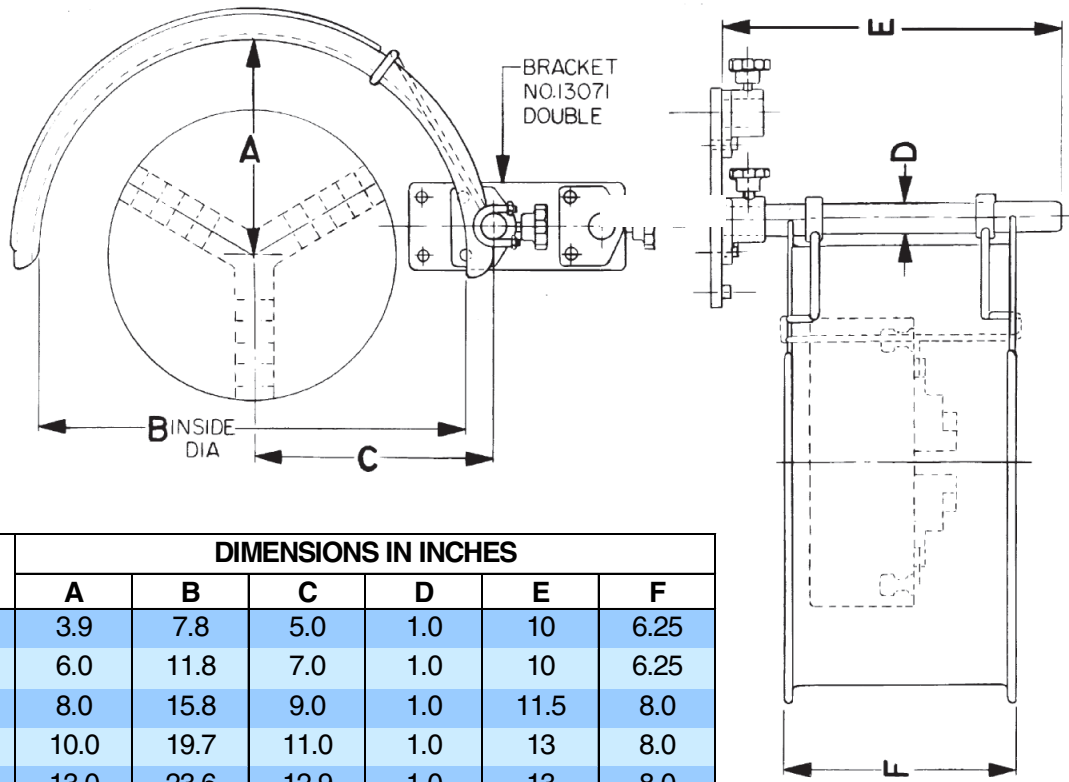
Made in U.S.A.

THE FLEXBAR LEXAN LATHEGUARD™

Information and Specifications HINTS, FOR SELECTING THE CORRECT LATHEGUARD!

- (1) The Chuck Diameter being used on your Lathe makes for a good formula.
- (2) Utilize Dimension "A" and other dimensions given in chart shown below.
- (3) On Lathes with center heights of 7 inches or more there is a significant variation in the diameter of a 3-Jaw as against a 4-Jaw Chuck. It may be necessary to install the next larger Latheguard to accommodate for the 4-Jaw Chuck. Keeping a double bracket (No. 13071) on the Lathe makes it possible to switch your latheguard from small to larger size and vice versa, in one minute.

**NEITHER RAZOR-SHARP CHIPS NOR BROKEN TOOLS BITS
WILL PENETRATE THE LEXAN SHIELD**



Model No.	DIMENSIONS IN INCHES					
	A	B	C	D	E	F
12999	3.9	7.8	5.0	1.0	10	6.25
13060	6.0	11.8	7.0	1.0	10	6.25
13061	8.0	15.8	9.0	1.0	11.5	8.0
13062	10.0	19.7	11.0	1.0	13	8.0
13064	13.0	23.6	12.9	1.0	13	8.0

REPLACEMENT SHIELDS (only) for LATHEGUARD

Model No.	Shield Width (F)	Shield Height (A)	Shield Height (B)	Replacement For Latheguard Model No.
13072	6 ¼"	7.8"	3.9"	12999
13065	6 ¼"	12"	6"	13060
13066	8"	16"	8"	13061
13063	8"	19.70"	10.25"	13062
13067	8"	24"	12"	13064