


FLEXBAR[®]

TRAVELGUARD[™]

CROSS SLIDE TYPE

MADE IN U.S.A.

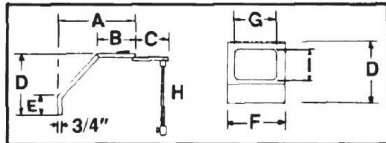
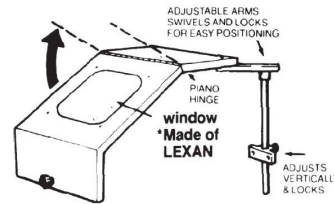
EXTRA-HEAVY DUTY O.E.M. TYPE FOR LATHES, GRINDING MACHINES, ETC. TRAVELS WITH CROSS SLIDE OPERATOR PROTECTION WHEREVER TOOL IS CUTTING



- Easy to mount on cross slide (tool compound).
- Fully adjustable in all directions—forwards & frontwards.
- Heavy steel construction with thick lexan window.
- Frame is 3/4" construction made of heavy gauge steel with high quality painted finish.
- Front panel is hinged and can be lifted for quick access to machine.

Model No. 13086—20" Chuck Max

Model No. 13087—28" Chuck Max



MODEL NO.	A	B	C	D	E	F	G	H	I
13086	16	8	7 3/4	13	4	11 7/8	8 1/2	20 1/2	8 1/2
13087	22 3/4	10 1/2	9 3/4	14 1/2	5 5/8	14	9 3/4	20 1/2	10 3/4

*REG. TRADEMARK OF GENERAL ELECTRIC CO.

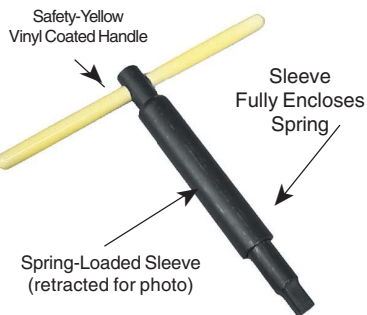
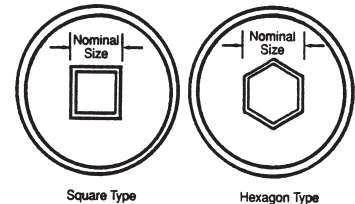
FLEXBAR LATHE CHUCK SAFETY WRENCHES

Spring-loaded, self-ejecting chuck wrenches designed for use with lathes and other machines equipped with manually adjusted chucks. Made in U.S.A.



Adjusting the chuck using a spring-load chuck wrench

- Spring-load sleeve ejects the wrench from the chuck after each use
- Chamfered end for easy entry
- Designed to provide proper loads for self-removal of the wrench weight
- **Helps prevent accidents**



Model No.	Nominal Size	Actual Size	Bar Dia.	Overall Dia.	Engagement Length
15470	9/32" SQ	.271"	3/4"	1.050"	3/4"
15471	5/16" SQ	.303"	3/4"	1.050"	3/4"
15472	3/8" SQ	.365"	3/4"	1.050"	3/4"
15473	7/16" SQ	.427"	3/4"	1.050"	3/4"
15474	1/2" SQ	.490"	3/4"	1.050"	3/4"
15475	1/2" HEX	.490"	3/4"	1.050"	3/4"
15476	5/8" HEX	.615"	3/4"	1.050"	3/4"
15477	9/16" SQ	.552"	15/16"	1.315"	3/4"
15478	5/8" SQ	.615"	15/16"	1.315"	3/4"
15479	11/16" SQ	.678"	15/16"	1.315"	3/4"
15480	3/4" SQ	.740"	15/16"	1.315"	3/4"
15481	3/4" HEX	.740"	15/16"	1.315"	3/4"